

MPC350-RPS

13th Gen Intel® Core™ Processor
Medical Edge AI inference System

KEY FEATURES



Raptor Lake S

13th generation Intel® LGA 1700 Socket Processors, TDP support up to 65W



ECC DDR5 UDIMM

4 UDIMM up to 192GB memory



Support various Nvidia AI GPU Card and Capture card

Nvidia RTX 6000 ada, Nvidia GeForce RTX 4070, 2-ch Full HD H.264 PCIe Video Capture Card with SDK



Security

Nuvoton TPM 2.0



Medical Grade

Comply IEC60601-1, IEC60601-1-2




PANEL



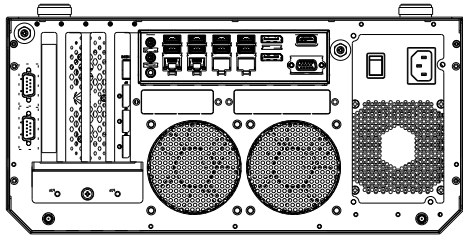
Power Button
USB 3.2 Gen1

Front View





Rear View

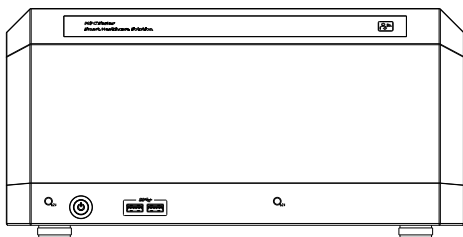
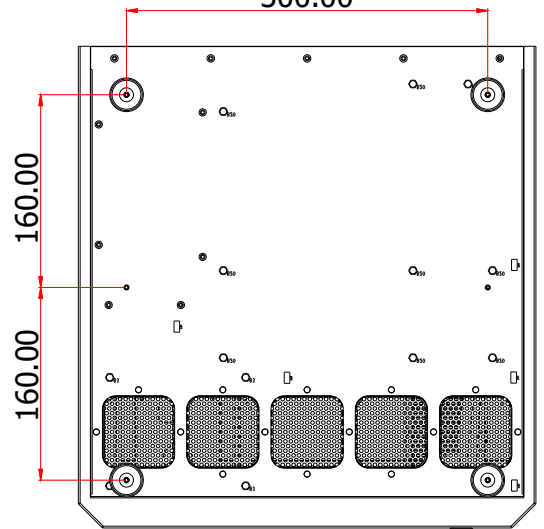
DIMENSIONS



380.00



300.00



SPECIFICATION

SYSTEM	Processor	13th Generation Intel® LGA 1700 Socket Processors, TDP support up to 65W Intel® Core™ i9-13900E Processor, 24 Cores, 36M Cache, up to 5.2 GHz, 65W Intel® Core™ i7-13700E Processor, 16 Cores, 30M Cache, up to 5.1 GHz, 65W	
	Memory	Four 288-pin UDIMM up to 192GB (ECC/Non-ECC) Dual Channel DDR5 up to 4400 MHz	
	BIOS	AMI SPI 256Mbit	
GRAPHICS	Controller	Intel® UHD Graphics 700 series	
	Feature	OpenGL 4.5, DirectX 12, OpenCL 2.1 HW Decode: AVC/H.264, MPEG2, VC1/WMV9, JPEG/MJPEG, HEVC/H265, VP8, VP9 HW Encode: MPEG2, AVC/H264, JPEG, HEVC/H265, VP8, VP9	
	Display	1 x VGA 2 x DP++ 1 x HDMI 2.0a	VGA: resolution up to 1920x1200 @ 60Hz DP++: resolution up to 4096x2304 @ 60Hz HDMI: resolution up to 4096x2160 @ 24Hz
	Quad Displays	VGA + 2 DP++ + HDMI	
STORAGE	External / Internal	2 x swappable 2.5" SATA drive bays 1 x M.2 2242/2260/2280 (PCIe x4 Gen4 NVMe/SATA support) 1 x M.2 2242/2260/2280 (PCIe x4 Gen4 NVMe support)	
EXPANSION	Interface	2 x PCIe x16 (Gen 4) (1 x16 signals or 2 x8 signals) 2 x PCIe x4 (Gen 4) 1 x M.2 2230 E key (opt. PCIe/USB 2.0/Intel CNVi support) (Discrete Wifi 6E support) 1 x M.2 2242/2260/2280 M key (PCIe x4 Gen4 NVMe/SATA support) 1 x M.2 2242/2260/2280 M key (PCIe x4 Gen4 NVMe support)	
AUDIO	Audio Codec	Realtek ALC888	
Ethernet	Controller	1 x Intel® I226-LM (Core i9/i7/i5 support iAMT) 3 x Intel® I226-V	
LED	Indicators	1 x Power LED	
FRONT I/O	USB	2 x USB 3.2 Gen1	
	Buttons	1 x Power Button	
REAR I/O	Ethernet	4 x 2.5GbE (RJ-45)	
	Serial	2 x RS-232 (DB-9)	
	USB	4 x USB 3.2 Gen 2 (Type A) 4 x USB 3.2 Gen 1 (Type A)	
	Display	1 x HDMI 2.0a 2 x DP++ 1 x VGA	
	Audio	1 x Line-out 1 x Mic-in	
	Wi-Fi Antenna	2 x Wi-Fi Antenna Hole	
WATCHDOG TIMER	Output & Interval	System Reset, Programmable via Software from 1 to 255 Seconds	
POWER	Input	Internal PSU 90-264 VAC 5-10A 47-63 Hz, maximum output power 700W	
OS SUPPORT	Microsoft	Windows 10 IoT Enterprise Windows 11	
	Linux	Linux Ubuntu	
MECHANISM	Construction	Metal	
	Color	White	
	Mounting	Wall mount	
	Dimensions (W x H x D)	380 x 180 x 400 mm	
	Weight	9.6 Kg	
ENVIRONMENT	Operating Temperature	0 to 40°C	
	Storage Temperature	-20 to 60°C	
	Relative Humidity	5 to 90% RH (non-condensing)	
STANDARDS AND CERTIFICATIONS	Shock	Operating: IEC60068-2-27 Random 3Grms,11ms	
	Vibration	Operating: IEC60068-2-24 Random 1Grms, 5~500Hz	
	Certification	CE, FCC, IEC 60601-1, IEC-60601-1-2 (ongoing)	

PACKING LIST

· 1 MPC350-RPS system unit